




# Summer Math Road Trip – Entering Grade 2



Can you finish the math road trip by completing each of the following math activities? Activities do not need to be completed in order. Answers can be placed in the box or on another piece of paper. Some activities do not require you to write down your answer. When the activity has been completed, a family member can place his/her initials at the bottom of the box.



<p>Be a weather watcher. Check the weather every day and make your own chart or tally graph to show your findings.</p> <p>_____</p>	<p>Make flashcards for your addition and subtraction facts. BE SURE TO PRACTICE YOUR FACTS OVER THE SUMMER!</p> <p>_____</p>	<p>Show 68 cents using quarters, dimes, nickels and pennies. Use:</p> <p><b>Q D N P</b></p> <p>_____</p>	<p>Find any number on your number grid (attached) and count up and back by 10.</p> <p>_____</p>	<p>Ben is 42 inches tall. Kim is 58 inches tall. Who is taller? What is the difference of their heights?</p> <p>_____</p>										
<p>Go on a bug hunt. Make a chart to show the types of bugs you found and how many of each.</p> <p>_____</p>	<p>Write a number story. Remember to include units, a number sentence, and a question. See if a friend can solve it!</p> <p>_____</p>	<p>Using a deck of cards, play Addition Top It. Remember to use only number cards. Have fun!!</p> <p>_____</p>	<p>You have 4 apples and 1 of them is green. Draw them and write a fraction to show how many apples are green.</p> <p>_____</p>	<p>Count up and back by 5's to 200.</p> <p>_____</p>										
<p>Count up and back by 25's to 200.</p> <p>_____</p>	<p>Explain to a friend how you would complete this pattern: 3, 6, 9... Stop at 30.</p> <p>_____</p>	<p>Show 2 ways to make 89 cents using:</p> <p><b>Q D N P</b></p> <p>_____</p>	<p><b>Free Space – Enjoy the Day</b></p> 	<p>Draw and label a picture of your family from shortest to tallest.</p> <p>_____</p>										
<p>Find as many circles, squares, and triangles as you can in your bedroom. List the things you find and what shape.</p> <p>_____</p>	<p><b>Take A Break!</b></p> 	<p>Count the doors in your house. Is the number odd or even?</p> <p>_____</p>	<p>Fill in the missing numbers.</p> <table border="1" data-bbox="1291 982 1606 1274"> <thead> <tr> <th>In</th> <th>Out</th> </tr> </thead> <tbody> <tr> <td>34</td> <td>40</td> </tr> <tr> <td></td> <td>46</td> </tr> <tr> <td>62</td> <td>68</td> </tr> <tr> <td>56</td> <td></td> </tr> </tbody> </table> <p>_____</p>	In	Out	34	40		46	62	68	56		<p>Write the double facts (example, 3 + 3, 6 + 6) to 20 on a piece of paper. Say them from memory.</p> <p>_____</p>
In	Out													
34	40													
	46													
62	68													
56														
<p>Show 2 ways to make 76 cents using:</p> <p><b>Q D N P</b></p> <p>_____</p>	<p>Draw a name collection box for 20. Write 5 names.</p> <p>_____</p>	<p>Use your centimeter ruler and measure 5 objects around your house.</p> <p>_____</p>	<p><b>You Did It!</b></p> 											

First Name: \_\_\_\_\_ Last Name: \_\_\_\_\_ Class Code: 2 \_\_\_\_\_